







Research Class Survey





1. Are you a USF student?			
		Response Percent	Response Count
Yes		100.0%	31
No		0.0%	0
<i>answered question</i>			31
<i>skipped question</i>			0


2. Have you heard of H1N1/swine flu?			
		Response Percent	Response Count
Yes		100.0%	31
No		0.0%	0
<i>answered question</i>			31
<i>skipped question</i>			0

3. Have you heard of the H1N1/swine flu vaccine?			
		Response Percent	Response Count
Yes		100.0%	31
No		0.0%	0
<i>answered question</i>			31
<i>skipped question</i>			0



4. Have you contracted the H1N1/ swine flu virus?			
		Response Percent	Response Count
Yes		0.0%	0
No		96.8%	30
Not sure		3.2%	1
<i>answered question</i>			31
<i>skipped question</i>			0

5. Have you received the H1N1/swine flu vaccine?			
		Response Percent	Response Count
Yes		0.0%	0
No		100.0%	31
<i>answered question</i>			31
<i>skipped question</i>			0

6. How likely are you to get the H1N1 vaccine?			
		Response Percent	Response Count
Very likely		3.2%	1
Somewhat likely		25.8%	8
Somewhat unlikely		29.0%	9
Very unlikely		41.9%	13
<i>answered question</i>			31
<i>skipped question</i>			0

7. What month were you born?			
		Response Percent	Response Count
January		0.0%	0
February		0.0%	0
March		100.0%	31
April		0.0%	0
May		0.0%	0
June		0.0%	0
July		0.0%	0
August		0.0%	0
September		0.0%	0
October		0.0%	0
November		0.0%	0
December		0.0%	0
		<i>answered question</i>	31
		<i>skipped question</i>	0

8. Were you able to view this video?			
		Response Percent	Response Count
Yes		0.0%	0
No		0.0%	0
		<i>answered question</i>	0
		<i>skipped question</i>	31

9. Were you able to view this video?			
		Response Percent	Response Count
Yes		93.1%	27
No		6.9%	2
		<i>answered question</i>	29
		<i>skipped question</i>	2

10. Were you able to view this video?			
		Response Percent	Response Count
Yes		0.0%	0
No		0.0%	0
		<i>answered question</i>	0
		<i>skipped question</i>	31

11. Were you able to view this video?			
		Response Percent	Response Count
Yes		0.0%	0
No		0.0%	0
		<i>answered question</i>	0
		<i>skipped question</i>	31

12. Were you able to view this video?			
		Response Percent	Response Count
Yes		0.0%	0
No		0.0%	0
		<i>answered question</i>	0
		<i>skipped question</i>	31







13. Were you able to view this video?			
		Response Percent	Response Count
Yes		0.0%	0
No		0.0%	0
		<i>answered question</i>	0
		<i>skipped question</i>	31

14. Were you able to view this video?			
		Response Percent	Response Count
Yes		0.0%	0
No		0.0%	0
		<i>answered question</i>	0
		<i>skipped question</i>	31



15. Were you able to view this video?			
		Response Percent	Response Count
Yes		0.0%	0
No		0.0%	0
		<i>answered question</i>	0
		<i>skipped question</i>	31





16. Were you able to view this video?			
		Response Percent	Response Count
Yes		0.0%	0
No		0.0%	0
		<i>answered question</i>	0
		<i>skipped question</i>	31




17. What was the message of the video you watched? What is your opinion of the effectiveness of this video in communicating a message about H1N1?		
		Response Count
		14
		<i>answered question</i>
		14
		<i>skipped question</i>
		17



18. Which of the following have you done to learn more about the H1N1 vaccine? (Check all that apply)			
		Response Percent	Response Count
Looked for information online		40.0%	10
Watched or read news stories		80.0%	20
Had a conversation with a doctor about it		20.0%	5
Had a conversation with a family member or friend about it		64.0%	16
Read a pamphlet		12.0%	3
Other (please specify)		8.0%	2
		answered question	25
		skipped question	6




19. To what extent do you agree or disagree with the following statements:							
	Strongly Agree	Somewhat Agree	Neutral	Somewhat Disagree	Strongly Disagree	Rating Average	Response Count
I feel very informed about the H1N1 flu.	26.9% (7)	46.2% (12)	11.5% (3)	15.4% (4)	0.0% (0)	3.85	26
I feel very informed about the benefits of the H1N1 vaccine.	8.0% (2)	44.0% (11)	24.0% (6)	20.0% (5)	4.0% (1)	3.32	25
I feel very informed about the side effects of the H1N1 vaccine.	0.0% (0)	42.3% (11)	15.4% (4)	23.1% (6)	19.2% (5)	2.81	26
I feel very informed about ways to prevent the H1N1 flu.	38.5% (10)	42.3% (11)	15.4% (4)	3.8% (1)	0.0% (0)	4.15	26
						answered question	26
						skipped question	5




20. Do you know where to go to receive the vaccine?			
		Response Percent	Response Count
Yes		84.6%	22
No		15.4%	4
		<i>answered question</i>	26
		<i>skipped question</i>	5




21. To what extent did this video increase your knowledge about H1N1 and the vaccine?			
		Response Percent	Response Count
Very much		3.8%	1
Somewhat		42.3%	11
Not very much		30.8%	8
Not at all		23.1%	6
		<i>answered question</i>	26
		<i>skipped question</i>	5

22. Approximately how many times in the past five years have you had a seasonal flu shot?			
		Response Percent	Response Count
5 times		0.0%	0
3-4 times		3.8%	1
1-2 times		15.4%	4
Never		80.8%	21
		<i>answered question</i>	26
		<i>skipped question</i>	5

23. Did you get a seasonal flu vaccine this year?			
		Response Percent	Response Count
Yes		8.0%	2
No		92.0%	23
<i>answered question</i>			25
<i>skipped question</i>			6




24. Has anyone in your immediate family received the H1N1 vaccine?			
		Response Percent	Response Count
Yes		7.7%	2
No		69.2%	18
Not sure		23.1%	6
<i>answered question</i>			26
<i>skipped question</i>			5

25. Have any of your close friends or roommates received the H1N1 vaccine?			
		Response Percent	Response Count
Yes		15.4%	4
No		65.4%	17
Not sure		19.2%	5
<i>answered question</i>			26
<i>skipped question</i>			5




26. Do you know anyone who has contracted H1N1?				
			Response Percent	Response Count
Yes			80.8%	21
No			11.5%	3
Not sure			7.7%	2
<i>answered question</i>				26
<i>skipped question</i>				5

27. Please indicate your level of agreement or disagreement with the following statements.							
	Strongly Agree	Somewhat Agree	Neutral	Somewhat Disagree	Strongly Disagree	Rating Average	Response Count
I'm scared to get the vaccine for the H1N1 virus because of its potential side effects.	0.0% (0)	46.2% (12)	11.5% (3)	15.4% (4)	26.9% (7)	2.77	26
I feel the H1N1 vaccine is safe.	7.7% (2)	42.3% (11)	19.2% (5)	26.9% (7)	3.8% (1)	3.23	26
I think people are overreacting to H1N1.	46.2% (12)	11.5% (3)	19.2% (5)	15.4% (4)	7.7% (2)	3.73	26
I don't like to miss class or work because I am sick.	34.6% (9)	26.9% (7)	23.1% (6)	3.8% (1)	11.5% (3)	3.69	26
The vaccine is only for children, the elderly, and pregnant women.	4.0% (1)	4.0% (1)	12.0% (3)	40.0% (10)	40.0% (10)	1.92	25
<i>answered question</i>							26
<i>skipped question</i>							5






28. Please indicate your level of agreement or disagreement with the following statements.								
	Strongly Agree	Somewhat Agree	Neutral	Somewhat Disagree	Strongly Disagree	Rating Average	Response Count	
It takes too much time to get vaccinated.	0.0% (0)	11.5% (3)	19.2% (5)	38.5% (10)	30.8% (8)	2.12	26	
I am worried about getting the H1N1 virus.	3.8% (1)	30.8% (8)	15.4% (4)	26.9% (7)	23.1% (6)	2.65	26	
The media are doing a good job of informing people on the symptoms and prevention of H1N1.	7.7% (2)	38.5% (10)	42.3% (11)	11.5% (3)	0.0% (0)	3.42	26	
Getting vaccinated is the best way to prevent getting the H1N1 virus.	7.7% (2)	30.8% (8)	26.9% (7)	30.8% (8)	3.8% (1)	3.08	26	
The H1N1 vaccination should be mandatory for college students.	3.8% (1)	26.9% (7)	23.1% (6)	34.6% (9)	11.5% (3)	2.77	26	
	<i>answered question</i>							26
	<i>skipped question</i>							5








29. To what extent did this video change some of your attitudes about H1N1 and the vaccine?			
		Response Percent	Response Count
Very much		0.0%	0
Somewhat		19.2%	5
Not very much		42.3%	11
Not at all		38.5%	10
	<i>answered question</i>		26
	<i>skipped question</i>		5

30. Due to an increase in reported cases of H1N1, I... (leave blank if you don't do the behavior or don't intend to)			
	Already do this behavior	Will do this behavior based on what I learned from the video	Response Count
Wash my hands more frequently	84.2% (16)	15.8% (3)	19
Sanitize my hands	95.7% (22)	4.3% (1)	23
Stopped sharing drinks and food with others	77.8% (14)	22.2% (4)	18
Take a daily vitamin	53.3% (8)	46.7% (7)	15
Try to avoid touching my nose, mouth and eyes	81.0% (17)	19.0% (4)	21
Wear a mask in public places	33.3% (2)	66.7% (4)	6
Stay away from sick people	95.8% (23)	4.2% (1)	24
Cough or sneeze into my arm instead of my hand	91.7% (22)	8.3% (2)	24
	<i>answered question</i>		26
	<i>skipped question</i>		5

31. How likely are you to get the H1N1 vaccine?			
		Response Percent	Response Count
Very likely		0.0%	0
Somewhat likely		23.1%	6
Somewhat unlikely		38.5%	10
Very unlikely		38.5%	10
	<i>answered question</i>		26
	<i>skipped question</i>		5



32. Did this video change your likelihood of getting the H1N1 vaccine?						
	Very Much	Somewhat	Not Very Much	Not At All	Rating Average	Response Count
Choices:	0.0% (0)	19.2% (5)	46.2% (12)	34.6% (9)	1.85	26
	<i>answered question</i>					26
	<i>skipped question</i>					5





33. What are some reasons that are motivating you to get the H1N1 vaccine? (Check all that apply)			
		Response Percent	Response Count
To protect myself from getting H1N1.		83.3%	5
To protect others from catching H1N1 from me.		66.7%	4
My doctor recommended it.		66.7%	4
My parents recommended it.		50.0%	3
I always get flu vaccines.		0.0%	0
My friends are getting vaccinated.		33.3%	2
Other (please specify)		0.0%	0
	<i>answered question</i>		6
	<i>skipped question</i>		25





34. What are some reasons that would prevent you from getting the H1N1 vaccine? (Check all that apply)			
		Response Percent	Response Count
Availability		10.0%	2
Cost		20.0%	4
Afraid of side effects		60.0%	12
Opinion of others		15.0%	3
Not worried about the flu		50.0%	10
Not convenient to get vaccine		10.0%	2
Other (please specify)		5.0%	1
		answered question	20
		skipped question	11





35. Please indicate to what extent you agree or disagree with the following statements:							
	Strongly agree	Somewhat agree	Neutral	Somewhat disagree	Strongly disagree	Rating Average	Response Count
USF has appropriately informed students about the risk of H1N1.	42.3% (11)	26.9% (7)	15.4% (4)	15.4% (4)	0.0% (0)	3.96	26
USF has appropriately informed students about how to prevent the spread of H1N1.	38.5% (10)	46.2% (12)	7.7% (2)	7.7% (2)	0.0% (0)	4.15	26
USF has appropriately informed students about the need to get the H1N1 vaccine.	23.1% (6)	26.9% (7)	23.1% (6)	26.9% (7)	0.0% (0)	3.46	26
USF has appropriately informed students about when and where they can get the H1N1 vaccine.	26.9% (7)	23.1% (6)	15.4% (4)	26.9% (7)	7.7% (2)	3.35	26
						answered question	26
						skipped question	5







36. What could USF do to increase the likelihood that students will get the vaccine?		
		Response Count
		12
<i>answered question</i>		12
<i>skipped question</i>		19



37. What is your sex?			
		Response Percent	Response Count
Male		24.0%	6
Female		76.0%	19
<i>answered question</i>			25
<i>skipped question</i>			6

38. What year are you in school?			
		Response Percent	Response Count
Freshman		0.0%	0
Sophomore		15.4%	4
Junior		26.9%	7
Senior		53.8%	14
Grad Student		3.8%	1
<i>answered question</i>			26
<i>skipped question</i>			5

39. What is your age?			
		Response Percent	Response Count
17 or younger		0.0%	0
18-19		11.5%	3
20-21		53.8%	14
22-23		26.9%	7
24 or older		7.7%	2
		answered question	26
		skipped question	5

40. What is your race? (Check all that apply)			
		Response Percent	Response Count
Caucasian, non-Hispanic		80.0%	20
Hispanic/Latino		8.0%	2
African American		8.0%	2
Asian/Pacific Islander		8.0%	2
Native American		0.0%	0
Other (please specify)		0.0%	0
		answered question	25
		skipped question	6

41. What is your religious affiliation?			Response Percent	Response Count
Protestant Christian			34.6%	9
Roman Catholic			23.1%	6
Evangelical Christian			15.4%	4
Jewish			3.8%	1
Muslim			0.0%	0
Hindu			0.0%	0
Buddhist			0.0%	0
Non-believer			7.7%	2
Other (please specify)			15.4%	4
	<i>answered question</i>			26
	<i>skipped question</i>			5

42. If you would like to be entered into the drawing for a \$25 gift card, please provide your name and email address below.			Response Percent	Response Count
Name			100.0%	16
Email			100.0%	16
	<i>answered question</i>			16
	<i>skipped question</i>			15

43. Please indicate which student sent you this survey.

		Response Percent	Response Count
Dr. Burns		0.0%	0
Appling, Renada		0.0%	0
Belles, Allison	<input type="checkbox"/>	4.0%	1
Blake, Mario		0.0%	0
Bowman, Kristin		0.0%	0
Bradford, Nicole	<input type="checkbox"/>	4.0%	1
Brown, Tiara		0.0%	0
Bumpus, Courtney		0.0%	0
Clennon, Mark	<input type="checkbox"/>	12.0%	3
DeLong, Andrew		0.0%	0
Dennis, Tashane		0.0%	0
Dreyer, Amy	<input type="checkbox"/>	16.0%	4
Fitzgerald, Lindsay		0.0%	0
Fowler, Caitlin		0.0%	0
Jaipershad, Varuni		0.0%	0
Johnson, Patrick	<input type="checkbox"/>	4.0%	1
Landquist, Joan		0.0%	0
Leahy, Katie	<input type="checkbox"/>	8.0%	2
Lynn, Monica		0.0%	0
Marineau, Kelsey		0.0%	0
Mascherin, Lauren		0.0%	0
McTear, Desiree		0.0%	0
Melucci, Dana		0.0%	0
Mills, Meagan		0.0%	0

Milo, Emily	<input type="checkbox"/>	4.0%	1
Novak, Amanda		0.0%	0
Reid, Joshua		0.0%	0
Rice, Julie		0.0%	0
Sarthou, Shereen	<input type="checkbox"/>	32.0%	8
Slater, Drew		0.0%	0
Tignor, Mia	<input type="checkbox"/>	4.0%	1
Williams, Elizabeth		0.0%	0
Wilson, Courtney	<input type="checkbox"/>	12.0%	3
Zok, Jessica		0.0%	0
		<i>answered question</i>	25
		<i>skipped question</i>	6